

Cuyamaca-Grossmont Guided Pathways Collaboration Meeting

January 24, 2020



01

Introductions

Dr. Sean Hancock welcome; intro to Dr. Solano
Participants introduce themselves, name and title.

02

Activity #1

Where each college has been and where they need to go with GP activities.

- GP Leaders present with Q&A session

03

Activity #2

Participants brainstorm how to collaborate.
Each table has an assignment.

04

Outcome

Participants create a first draft of the student-centered collaboration wheel.

Activity #1

Cuyamaca GP leaders update the group on activities:

- Accomplishments
- Missing Pieces



Cuyamaca Accomplishments

See handout



Clarify the Path

- New Career Center under construction
- ACP's Established and in 19/20 catalog
- Basic program maps for AAs, COAs, and ADTs developed and available



Enter the Path

- Onboarding Improvements through Pathway Navigation Grant
- Student Success Day
 - ACP Orientations on Student Success Day
- Multiple measures placement Math/English/ESL
- Pathway Academy and STEM Cohorts



Stay on the Path

- Pathway Academy and STEM Cohorts
- Research of Student Success Models throughout the state
- Caring Campus Initiative
- Academic support including tutoring, mentoring, academic games, etc.



Ensure Learning

- Equity Based teaching course for instructors
- College 101 type support classes (ex. Success in STEM)
- Started discussions of Teaching & Learning Center

Cuyamaca Missing Pieces

See handout



Clarify the Path

- Program maps that include recommended GE courses
- Program maps for transfer pathways that do not require ADTs
- Definition and adoption of an Exploration and Enrichment ACP
- Website redevelopment with a GP orientation for clarity on ACP's and programs
- Career Assessment & Counseling across all disciplines



Enter the Path

- Investigate and implement discipline based orientations and make improvements to online orientation
- Create first semester education plan for all ACPs
- College 101 style courses for all ACPs
- Embed ACPs within college application
- Introduce students to ACP community and Student Success Teams
- Introduce Educational Planning Software across the college (District?)



Stay on the Path

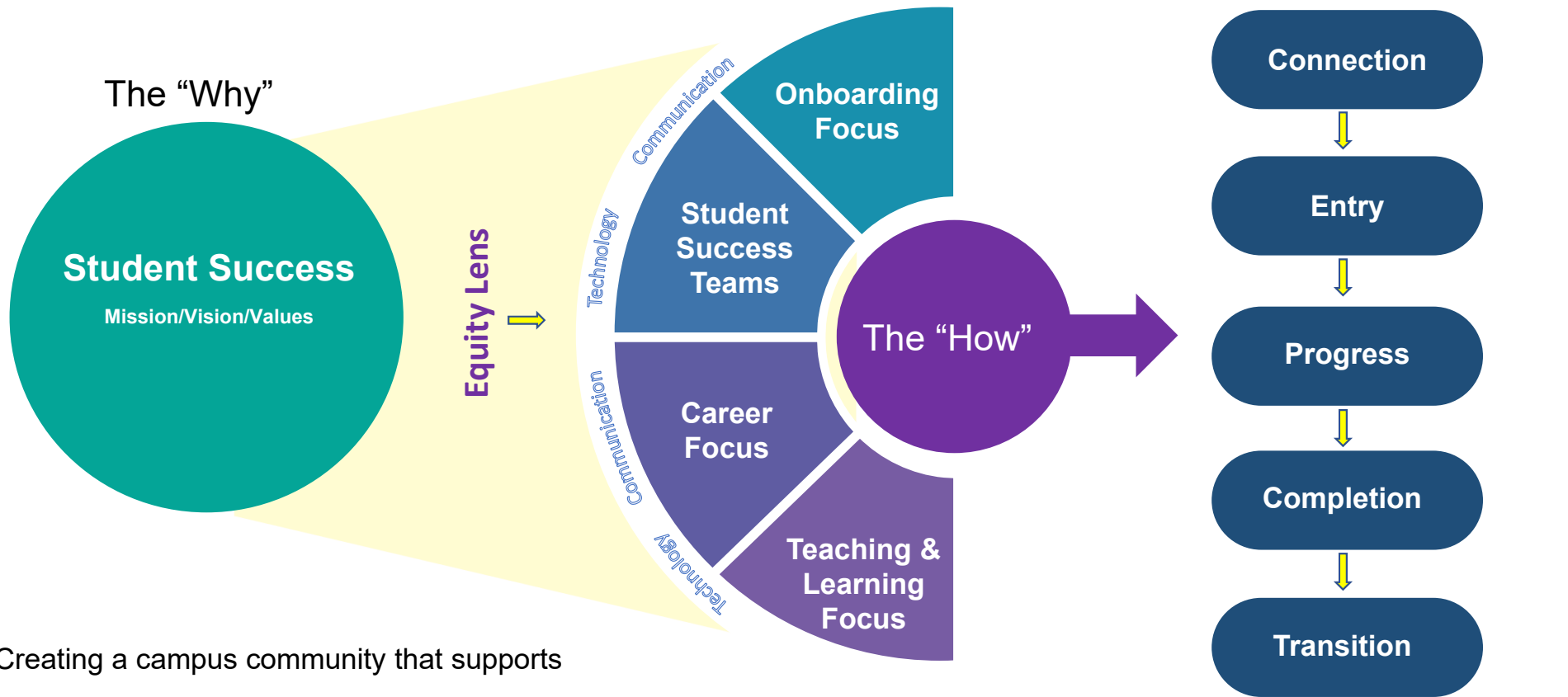
- Degree Planner/ Ed Planning - Electronic tracking of student progress
- Develop, Pilot, and Implement Student Success Teams
- Academic interventions via Student Success Teams (early alert, probation, dismissal, readmission etc)
- Expand discipline based internships/work experience
- Email maintenance for faculty & students



Ensure Learning

- Design teaching and learning Center
- Teaching & Learning faculty support through Teaching & Learning Center
- ACP community building
- Transfer center improvements/support
- Increase use of OER materials

Guided Pathways Framework: Achieving Cuyamaca's Mission/Vision/Values



Creating a campus community that supports students' personal, educational and career goals

Activity #1 Continued...

Grossmont GP leaders update the group on activities:

- Accomplishments
- Missing Pieces



Grossmont Accomplishments

See handout



Clarify the Path

- Onboarding Process/Experience
- Meta-Majors
- Outreach
- Career Center Connection (assessment)
- High School - Community Partnerships
- From Application to Enrollment Tracking



Enter the Path

- FYE and Peer Mentors
- Embedded Tutoring (Math/English/ESL)



Stay on the Path

- Student Success Coaches
- 12 Gateway Courses
- Student Clubs/Activities
- Student Voices - Panels & Focus Groups
 - Convocation
 - Planning Forum
- Community Service Learning



Ensure Learning

- Professional Development (Classified (we're all in), Asmin Association, Faculty (PT))
- Equity Beliefs/Definition
- Transparent Assignment Design
- Syllabi Redesign
- "Human Relations' Workshops
- Campus Tours
- Equity Series - Senate

Grossmont Missing Pieces

See handout



Clarify the Path

- Ed Planning - Connect to Pathways (academic and career)
- Meta-Majors - Continue the Conversations (creating actual pathways)
- Program Learning Outcomes (PLO's)
- What will students get out of the program- salary, jobs, etc.



Enter the Path

- Embedded Tutoring - Centralized (supplemental instruction)
- Pre-reqs - Example Biology
- District conversations about course equivalencies (Bio 120)



Stay on the Path

- Degree Planner/ Ed Planning - Electronic
- Registration off of Ed Plan
 - Stay on track
 - Check thir progress
- Student focus-groups



Ensure Learning

- Increase Professional Development Capacity
- SLO's and PSLO's



Pillar Datasets

Activity #2

Using the information from Activity 1, each table captures on chart paper brainstorming ideas on how to collaborate with **actionable** activities.

For example, when Grossmont's ACPs are created, co-create with Cuyamaca student-facing materials and website info to ensure students know the alignment and the differences between the two colleges' ACPs (clarify the path).



Activity #3: Outcome

Create the first draft of a student-centered collaboration wheel with major activities




Directions: Using chart paper summarize MAJOR collaboration activities for January 2020 to June 2021.

Combined Missing Pieces


Directions: Use the "missing pieces" items of the handouts to discuss how both colleges could collaborate. Focus on your area: clarify, enter, stay, or learn on the path.

Cuyamaca



Clarify the Path

- Program maps that include recommended GE courses
- Program maps for transfer pathways that do not require ADTs
- Definition and adoption of an Exploration and Enrichment ACP
- Website redevelopment with a GP orientation for clarity on ACP's and programs
- Career Assessment & Counseling across all disciplines




Enter the Path

- Investigate and implement discipline based orientations and make improvements to online orientation
- Create first semester education plan for all ACPs
- College 101 style courses for all ACPs
- Embed ACPs within college application
- Introduce students to ACP community and Student Success Teams
- Introduce Educational Planning Software across the college (District?)



Stay on the Path


- Degree Planner/ Ed Planning - Electronic tracking of student progress
- Develop, Pilot, and Implement Student Success Teams
- Academic interventions via Student Success Teams (early alert, probation, dismissal, readmission etc)
- Expand discipline based internships/work experience
- Email maintenance for faculty & students



Ensure Learning


- Design teaching and learning Center
- Teaching & Learning faculty support through Teaching & Learning Center
- ACP community building
- Transfer center improvements/support
- Increase use of OER materials

Grossmont




Clarify the Path

- Ed Planning - Connect to Pathways (academic and career)
- Meta-Majors - Continue the Conversations (creating actual pathways)
- Program Learning Outcomes (PLO's)
- What will students get out of the program- salary, jobs, etc.



Enter the Path

- Embedded Tutoring - Centralized (supplemental instruction)
- Pre-reqs - Example Biology
- District conversations about course equivalencies (Bio 120)



Stay on the Path

- Degree Planner/ Ed Planning - Electronic
- Registration off of Ed Plan
- Stay on track
- Check their progress
- Student focus-groups



Ensure Learning

- Increase Professional Development Capacity
- SLO's and PSLO's



OTHER

Pillar Datasets

Cuyamaca-Grossmont Guided Pathways Collaboration Wheel

Because students enroll simultaneously at both campuses
January 2020 – June 2021

Clarify the Path

Major collaboration activities:

Enter the Path

Major collaboration activities:

Stay on the Path

Major collaboration activities:

Ensure Learning
Major collaboration activities:



Student-Centered
Collaboration

Next Steps